



## Six Months Work Plan

**EFY 2013/14 (July – December 2021)**

### United Nations Development Programme Ethiopia



*Empowered lives.  
Resilient nations.*

**Project Title:** Governance and Democratic Participation Programme (GDPP)

**UNDAF Pillar 4:** Good Governance, Participation and Capacity Development.

**UNDAF Outcome:** By 2020, key government institutions and other stakeholders utilize enhanced capacities to ensure equitable, efficient, accountable, participatory and gender-responsive development.

**UNDAF Output(s):** Strengthened capacity of key democratic institutions to deliver on their mandates and to promote participation, transparency, accountability and responsiveness.

**Expected Project Outputs:** The programme will contribute to three broad outcome areas:

- I. Improved inclusion, social cohesion and sustainable peace;
- II. Responsive, accountable and inclusive systems of governance; and
- III. Empowered and responsible citizens.

**Project Number:** 00104955

**Responsible (Coordinating) Government Partner:** FDRE Ministry of Finance Economic Cooperation (MoFEC)

**Implementing Partners:** (1) *The House of Peoples' Representative (HoPR)*, (2) *Ethiopian Human Rights Commission (EHRC)*, (3) *Ethiopian Institute of the Ombudsman (EIO)*, (4) *Office of the Federal Auditors General (OFAG)*, (5) *National Electoral Board of Ethiopia (NEBE)*, (6) *House of Federation (HoF)*, (7) *The Council of Constitutional Inquiry (CCI)*, (8) *Office of the Attorney General (OAG)*, (9) *Federal Ethics and Anti-Corruption Commission (FEACC)*, (10) *Ministry of Federal and Pastoralist Development Affairs (MoFPDA)*<sup>1</sup>, and (11) *Government Communications Affairs Office (GCAO)*<sup>2</sup>

#### Brief Description of the Programme

**The Governance and Democratic Participation Programme (GDPP)** is a five-year, multi-stakeholder programme managed by UNDP. The main objective of the programme is to support the country sustain efforts towards enhancing institutional capacities and frameworks for strengthening good governance and deepening democratic participation in line with the Constitution and International Human Rights Conventions to which Ethiopia is a signatory. Progress in these areas are critical and will enable the country to deliver on the Sustainable Development Goals (SDGs) and the Growth and Transformation Plan (GTP II).

This programme on governance and democratic participation builds on progress made and lessons learned from the DIP and other interventions to support initiatives aimed at addressing governance bottlenecks, issues of inclusivity, transparency and accountability, and to nurture the development of a more responsive system of governance and peaceful coexistence. More specifically, the program will deliver on the following five inter-related and complementary outputs:

- 1) *Political processes of federal and regional state legislative bodies are more inclusive and effectively delivering on their constitutional mandates;*

<sup>1</sup> Now Ministry of Peace

<sup>2</sup> Now Ethiopian Media Authority

- 2) *Federal and regional state systems of governance are more accountable, transparent and are delivering public services in more inclusive and responsive ways;*
- 3) *Citizens are more empowered to voice their concern and actively participate in decision-making processes at all levels of the development, governance and political processes and systems;*
- 4) *Systems and mechanisms for promoting social cohesion, managing diversity, preventing and managing conflicts, fostering dialogues and building peace are further strengthened at national and sub-national levels; and*
- 5) Access to justice enhanced and human rights promoted and protected across Ethiopia.

<b>UNDAF Programme Period:</b> 2016 -2020 <b>Key Result Area(Strategic Plan:</b> _____ <b>Atlas Award ID:</b> <u>00103024</u> <b>Start Date:</b> <u>1 July 2021</u> <b>End Date:</b> <u>31 December 2021</u>  <b>PAC Meeting Date:</b> <u>May 8, 2017</u> <b>Management Arrangement:</b> _____	July 2021 – December 2021 EFY 2013/14 Six Months Work Plan:  Total Resource Required: Total Resource Allocated: <ul style="list-style-type: none"> <li>• Regular (TRAC): <b>100,000</b></li> <li>• Other             <ul style="list-style-type: none"> <li>○ Donor: <b>1,429,739</b></li> <li>○ Government:</li> <li>○</li> </ul> </li> </ul>
---------------------------------------------------------------------------------------------------------------------------------------------------------------------------------------------------------------------------------------------------------------------------------------------------------------------	---------------------------------------------------------------------------------------------------------------------------------------------------------------------------------------------------------------------------------------------------------------------------------------------------------------------------------------------------------------

Agreed by MoF: \_\_\_\_\_

Date: \_\_\_\_\_























Agreed by UNDP: Turhan Saleh Turhan Saleh 04-Aug-2021  
 UNDP RR



SL

CT

Agreed by Implementing Partners:

1. HoPR   Date: \_\_\_\_\_
2. EHRC  **Rakeb Messele**  
Deputy Chief Commissioner Date: 17 Aug 2021 
3. EIO  **Endale Haile Gizaw (PhD)**  
Institution Of the Ombudsman  
Chief Ombudsman Date: 16/08/2021 
4. OFAG  **Meseret Damtie**  
Deputy Audit Auditor General Date: 8/17/2021 
5. NEBE:  **Kebede Kayima Shoa**  
Secretary General Date: 15 AUG 2021 
6. HoF  **Desalegn Weyessa**  
Secretary General of Council of Constitutional Inquiry Date: 13/8/2021 
7. CCI  **Tesfaye Daba Wakjira**  
Deputy Attorney General Date: 13-08-2021 
8. OAG  **Tsige Aragie Tikuye**  
Commissioner Date: August 17/2021 
9. FEACC  **Mrs Asma Redi Boleker**  
Peace Building Director General Date: AUG 16, 2021 
10. MoP  **Mohammed Edris Mohammed**  
Director General Date: 13/08/2021 
11. EMA  **Mohammed Edris Mohammed**  
Director General Date: 18 AUG 2021 

**Allocation of Resources per output per IP; EFY 2014 (July - December 2021)**

Outputs	Implementing Partenrs													
	HOPR	HOF	CCI	NEBE	EHRC	OFAG	EIO	MoP	FEACC	OAG	EMA	UNDP/PMU	Total	%age
Output 1	54,000	34,000	-	10,000	36,661	45,000	60,000	-	148,100	18,500	80,000	-	486,261	0.32
Output 2	-	-	67,000	-	-	-	-	-	-	-	-	-	67,000	0.04
Output 3	39,500	14,000	14,272	43,000	33,339	-	10,000	130,441	-	-	-	-	284,552	0.19
Output 4	-	22,000	-	-	-	-	-	-	-	-	-	-	22,000	0.01
Output 5	-	-	-	-	82,426	-	-	-	-	36,500	-	-	118,926	0.08
Project Monitoring & Review - IPs	2,000	-	4,000	-	-	-	-	-	4,000	-	-	-	10,000	
Output 6:	-	-	-	-	-	-	-	-	-	-	-	-	-	
Programme Mgt. & Monitoring	-	-	-	-	-	-	-	-	-	-	-	315,000	315,000	0.21
Cross-cutting	-	-	-	-	-	-	-	-	-	-	-	26,000	26,000	0.02
GMS (8%)	-	-	-	-	-	-	-	-	-	-	-	120,000	120,000	0.08
DPC	-	-	-	-	-	-	-	-	-	-	-	80,000	80,000	0.05
Total	95,500	70,000	85,272	53,000	152,426	45,000	70,000	130,441	152,100	55,000	80,000	541,000	1,529,739	1.00
Percentage (%)	0.06	0.05	0.06	0.03	0.10	0.03	0.05	0.09	0.10	0.04	0.05	0.35	1.00	



**Summary Resource Allocation Per Quarter**  
**EFY 2014 (July - Decembr 2021) Budget**

IP	EFY 2014		Total
	Quarter 1	Quarter 2	
	UNDP FY 2021		
	Quarter 3	Quarter 4	
HOPR	71,000	24,500	95,500
HOF	50,000	20,000	70,000
CCI	47,272	38,000	85,272
NEBE	43,000	10,000	53,000
EHRC	119,842	32,584	152,426
OFAG	45,000	0	45,000
EIO	60,000	10,000	70,000
MoP	100,441	30,000	130,441
FEACC	142,100	10,000	152,100
OAG	41,500	13,500	55,000
EMA	80,000	0	80,000
UNDP/PMU	307,000	234,000	541,000
Grand Total	1,107,155	422,584	1,529,739

**Summary of Projected Contribution**

Contribution by	July - December 2021	
UNDP	100,000	
Donor	1,429,739	
Total	1,529,739	

**GOVERNANCE AND DEMOCRATIC PARTICIPATION PROGRAMME (GDPP)**  
**Annual Work Plan EFY 2014 (July - Dec. 2021) by Quarter**

Implementing Partner: House of Peoples' Representatives (HoPR)

Currency: USD

EXPECTED OUTPUTS, AND SUB-OUTPUTS WITH INDICATORS  (BASELINES AND TARGETS SHOULD BE SET FOR SUB-OUTPUTS AND ACTIVITIES INDICATORS)	PLANNED ACTIVITIES  <i>List activity results and associated actions</i>	WORK PLAN BUDGET (USD) BY QUARTER		RESP. PARTY	PLANNED BUDGET		
		2014 EFY BUDGET (July - Dec.)			Funding Source	Budget Description	Amount (USD)
		Q1	Q2				
		UNDP FY 2021					
		Q3	Q4				
Output 1: Political processes of federal and regional state legislative bodies are inclusive and effectively delivering on their constitutional mandates;							
Sub-output 1.1: Legislative Bodies' and democratic institutions' capacities strengthened for discharging their oversight functions;							
Baseline: 0; Indicator 1.1.1: Number of systems, frameworks, and tools developed or strengthened for enhancing oversight capacity; Target: 1 system ;							
Baseline: 0; Indicator 1.1.3: Number of platforms established or organized to enhance oversight functions; Target: 3 platforms;							
Baseline: 0 Indicator:1.1.1. Number of New MPs participated in the induction & selected trainings organized, disaggregated by type of training and Sex ; Target: 250 MPs, of which 30% Women;	Activity 1.1.1 Organize Induction and selected trainings to New Entrant MPs about the work of the House;	-	10,000	HOPR	RR/OR	Trainers' fee, DSA, refreshment, Hall Rent	10,000
Baseline: 0 Indicator: 1.1.2. Number of platforms/forums organized between the House and the DIs; Target: 1 platform (longterm joint plan discussed and approved)	Activity 1.1.2 Organize DI Forum for Setting Joint Agenda of the House and Democratic Institutions for the coming five years;	-	4,500	HoPR	RR/OR	DSA, refreshment, Hall Rent **	4,500
Baseline: 0 Indicator 1.1.3. Nubmer of platforms/discussion sessions organized between the House and RSCs; Target: 1 platform/discussion session;	Activity 1.1.3 Conduct joint discussion sessions between the Federal Parliament and the New Regional Council Speakers and Standing Committee Chairs for induction & collaboration;	-	8,000	HOPR	RR/OR	DSA, refreshment, Hall Rent **	8,000
Baseline: 0 Indicator 1.1.4. Number of Mobile Application Systems developed & functional; Target: 1 Parliamentary Mobile Application System for internal & ext. comms.	Activity 1.1.4 Develop Parliamentary Mobile Application System to Strengthen internal and external communications;	27,000	-	HOPR	RR/OR	Consultancy fee/Developers cost **	27,000
Baseline: 0 Indicator 1.1.5. Number of lawyers & drafters participated in the familiarization training provided, disaggregated by sex; Target: 88 lawyers both from the House and the Executive (30%female)	Activity 1.1.5 Provide familiarization training to the House lawyers and the executive drafters on the New Legislative Manual of the House;	4,500	-	HOPR	RR/OR	DSA, refreshment, Hall Rent	4,500
Subtotal (per quarter)		31,500	22,500				
Subtotal (per half-year)			54,000				
AWP Period EFY 2014 (July - Dec.)			54,000				54,000
Output 1 total		54,000					54,000
Output 3: Citizens are empowered to actively participate in decision-making and political processes at all levels of governance							
Sub-output 3.1 Political and civic spaces expanded for effective citizens' participation and inclusion;							
Indicator 3.1 Number of policies and laws developed or revised for expanding political and civic spaces for citizens' participation; Baseline: 1; Target: 1 policy document;							
Indicator 3.2 Number of platforms, systems and tools introduced for expanding political and civic spaces for citizens' participation; Baseline: 0; Target: 2 familiarization sessions;							
Baseline: 1) 0 2) 0 Indicators: 3.1.1.a) Number of CSOs' leaders participated in the training organized, disaggregated by representing CSOs; b) Number of familiarization sessions organized; Target: a) 200 CSO leaders/heads; b) 2 sessions;	Activity 3.1.1 Organize induction training for CSOs and the Media on the Civic Engagement Framework of the House;	2,000	-	HOPR	RR/OR	Only for refreshment in the House	2,000
Baseline: 0 Indicator: 3.1.2 Parliamentary Information System Policy developed & put in place; Target: Parliamentary Information System Policy put in place;	Activity 3.1.2 Develop Parliamentary Information System Policy and Procedure;	2,500	-	HOPR	RR/OR	Refereshment, Hall, DSA for technical team etc	2,500
Subtotal (per quarter)		4,500	0				
Subtotal (per half-year)		4,500					
AWP Period EFY 2014 (July - Dec.)		4,500					4,500



*Mesak Mokonnen*  
**Secretary General of the Secretariat  
of the House of Peoples' Representatives**



Sub-output 3.2: Awareness of citizens on the functions of legislative bodies, executive organs and democratic institutions raised;							
Indicator 3.2.1 Number of outlets developed and put in place for raising the awareness of citizens on the functions of IPs; Baseline: 0; Target: 3							
Baseline: 0							
Indicators: 3.2.2. Number of Parliamentary Education Modules developed and put in place;	Activity 3.2.1 Develop Parliamentary Education Modules for users/visitors***	35,000	-	HOPR	RR/OR	Developers' cost for the curriculum	35,000
Target: 3 educational modules;							
	Subtotal (per quarter)	35,000	0				35,000
	Sub total (per half-year)	35,000					
	Output 3 total	39,500					39,500
Project Monitoring & Review							
Baseline: 0							
Indicator: - Number of programme review meetings conducted;	Conduct review meeting on the programme implementation for lesson learning and decision making;		2,000	HOPR	RR/OR	Refereshment, Hall, DSA for techincial team etc	2,000
Target: - One project review meeting;							
	Subtotal (per quarter)	0	2,000				2,000
	Sub total (per half-year)		2,000				
	Total (per quarter)	71,000	24,500				
	Total per half year	95,500					
	GRAND TOTAL	95,500					95,500

\*\* (COST TO BE SHARED WITH THE HOUSE)

\*\*\* (work on progress - under contratual obligation)

*[Signature]*  
**Dr. Mesrak Mokonnen**  
 Secretary General of the Secretariat  
 of the House of Peoples' Representatives



**GOVERNANCE AND DEMOCRATIC PARTICIPATION PROGRAMME (GDPP)**  
**Annual Work Plan (July- Dec 2021 ) by Quarter**

Implementing Partner: Ethiopian Human Rights Commission (EHRC)		Currency: USD					
EXPECTED OUTPUTS, AND SUB-OUTPUTS WITH INDICATORS  (BASELINES AND TARGETS SHOULD BE SET FOR SUB-OUTPUTS AND ACTIVITIES INDICATORS)	PLANNED ACTIVITIES  <i>List activity results and associated actions</i>	WORK PLAN BUDGET (USD) BY		RESP. PARTY	PLANNED BUDGET		
		2014 EFY HALF YEAR			Funding Source	Budget Description	Amount (USD)
		Q3	Q4				
		UNDP FY 2021					
		Q3	Q4				
<b>Output 1: Political processes of federal and regional state legislative bodies are inclusive and effectively delivering on their constitutional mandates;</b>							
<b>Sub-output 1.1. Legislative bodies' and democratic institutions' capacity strengthened for discharging their oversight functions;</b>							
<b>Indicator 1.1.1:</b> Number of systems, frameworks and tools developed or strengthened for enhancing oversight capacity; <b>Baseline:</b> 0; <b>Target:</b> 3 systems and frameworks developed or strengthened for enhancing oversight capacity;							
<b>Indicator 1.1.2</b> Number of tools developed/strengthened targeting women empowerment and ensuring more effective women oversight and women issues advancement; <b>Baseline:</b> 1; <b>Target :</b> 1 tool developed targeting women empowerment and ensuring more effective women oversight and women issues advancement							
<b>Indicator 1.1.3:</b> Number of training sessions for enhancing knowledge and skills of staffs on oversight functions conducted, with specific emphasis on women and minorities; <b>Baseline:</b> 6; <b>Target:</b> 3 training sessions for enhancing knowledge and skills of staffs on oversight functions conducted, with specific emphasis on women and minorities;							
<b>Indicator 1.1.4:</b> Number of staff whose knowledge and skills enhanced on oversight functions, with specific emphasis on women and minorities; <b>Baseline:</b> 119; <b>Target:</b> 85 staff, where 20% are females, whose knowledge and skills enhanced on oversight functions, with specific emphasis on women and minorities;							
<b>Baseline :</b> 0 <b>Indicator 1.1.1:</b> Number of systems and processes developed/strengthened, disaggregated by type; <b>Target :</b> 1 HR system and process that is equitable to female employees;	<b>Activity 1.1.1:</b> Develop/strengthen the HR system and process to enhance its efficiency and make it equitable to female employees;	8,700	14,700	UNDP	RR/OR	Technical assistance	23,400
<b>Baseline:</b> 0 <b>Indicator 1.1.2:</b> Number of IT security policy/framework to enhance oversight capacity developed, disaggregated by type; <b>Target:</b> 1 IT security policy/framework	<b>Activity 1.1.2:</b> Develop IT security policy to advise on long-term IT investment, maintain EHRC's website and enhance EHRC's presence on electronic media - including social media;	10,998	10,998	UNDP	RR/OR	Technical assistance,	21,996
<b>Baseline:</b> Outdated communication strategy exists <b>Indicator 1.1.3:</b> Number of strategic plans/framework/tools for enhancing visibility, openness and collaboration with key stakeholders developed, disaggregated by type; <b>Target :</b> 1 Communication framework (strategic plan and tools);	<b>Activity 1.1.3</b> Develop media and communication strategic plan/tools/guidelines on public education programmes for ensuring accessibility of information and collaboration/partnership with the media;	5,241	5,241	UNDP	RR/OR	Technical assistance,	10,482
<b>Baseline 1.1.6(a):</b> 6 training (in EFY 2013) <b>(b):</b> 90 staff members trained (in EFY 2013) <b>Indicator 1.1.6:</b> (a): Number of training sessions for enhancing knowledge and skills of staff on oversight functions conducted, disaggregated by thematic area; <b>(b):</b> Number of participants of capacity building trainings conducted, disaggregated by sex; <b>Target 1.1.6)</b> (a): 2 training sessions for enhancing knowledge and skills of staff members; <b>(b):</b> 60 staff members attending the capacity building training, 25% of which are females	<b>Activity 1.1.6.</b> Provide capacity building training on human rights programming, performance based management, and leadership skills to relevant staffs both at the head and Branch Offices;	5,000	3,458	EHRC	RR/OR	Consultancy, training facilities, DSA, transportation, accommodation, development of online training	8,458





<b>Baseline 1.1.7 (a)</b> gender mainstreaming guideline and sexual harassment and workspace ethics policy finalized <b>Baseline 1.1.7 (b)</b> 29 staff members trained as trainers on gender mainstreaming  <b>Indicator 1.1.7 (a)</b> Number of tools for ensuring more effective women oversight and women issues advancement developed with capacity building support provided; <b>Indicator 1.1.7 (b)</b> Number of staffs trained as trainers on sexual harassment, disaggregated by sex, and region;  <b>Target 1.1.7 (a)</b> 1 mechanism established to deal with reports of sexual harassment at the workplace; <b>Target 1.1.7 (b)</b> 25 staff trained as trainers on sexual harassment and workspace ethics, where 20% are women	<b>Activity 1.1.7.</b> Provide capacity building support on Gender Mainstreaming and sexual harassment to enhance a culture of gender sensitivity and inclusion in the work of EHRC both at the head and branch offices;	4,803	-	EHRC	RR/OR	Consultancy, training facilities, DSA, transportation, development of online training	4,803
Subtotal (per quarter)		34,742	34,397				
Subtotal (per year)		69,139					
Output 1 Total		69,139					69,139



<b>Output 3: Citizens are empowered to actively participate in decision-making and political processes at all levels of governance;</b>								
<b>Sub-output 3.1 Policies, systems and institutional frameworks for citizens active participation, particularly women, youth and other vulnerable groups in decision making processes strengthened at all levels</b>								
<b>Indicator 3.1.1:</b> Number of platforms, systems and tools introduced for expanding political and civic spaces for citizens' participation in decision making and political processes; <b>Baseline: 5; Target: 2</b> platforms organized for expanding political and civic spaces for citizens' participation in decision making and political processes;								
<b>Indicator 3.1.2:</b> Number of advocacy and awareness raising sessions organized on political and civic engagement/participation: <b>Baseline: 15; Target : 5</b> awareness raising sessions (webinars, TV talkshows/programs/spots aired on national TV/radio channel) on human rights related issues per year								
<b>Indicator 3.1.3:</b> Number of CSOs participated in the platforms/cosultations organized, disaggregated by focus area of CSO; <b>Baseline: 166; Target: 20</b> CSOs participate in the platforms, where 30% of them work with women and vulnerable groups								
<b>Baseline 3.1.1 (a)</b> 5 platforms organized in EFY 2013 <b>Baseline 3.1.1.(b)</b> 166 CSOs participating where 50% work on women and vulnerable groups <b>Indicator 3.1.1 (a)</b> Number of platforms/consultation sessions with CSOs for expanding political and civic spaces for citizens' participation organized; <b>(b):</b> Number of CSOs participated in the platforms/cosultations organized, disaggregated by focus area of CSO; <b>Target 3.1.1 (a):</b> 1 platforms/sessions per quarter <b>(b):</b> 20 CSOs participate, where 30% of CSOs work with women and vulnerable groups;	<b>Activity 3.1.1:</b> Organize consultation sessions/ platforms between EHRC and CSOs under the EHRC- CSO collaboration platform to collaborate on identification of issues of concern, joint advocacy work, joint research and joint HR monitoring;	5,770	-	EHRC	RR/OR	Rapid assessment costs, Webinar/ workshop cost	5,770	
<b>Baseline:</b> 15 TV shows aired on National TV station in EFY 2013 GC <b>Indicator 3.1.2:</b> Number of awareness raising sessionson human rights issues to enhance civic engagment/participation organized, disaggregated by theme and media used; <b>Target:</b> 5 TV talkshows/programs/spots aired on LED screen and/or national TV channel on human rights related issues per quarter	<b>Activity 3.1.2</b> Organize awareness raising sessions on human rights issues to the public at large, including commemoration of human rights related days;	17,569	10,000	EHRC	RR/OR	Audio-visual material production, digital screen purchase, TV/radio air time, webinar/workshop costs, transportation, DSA	27,569	
<b>Subtotal (per quarter)</b>		23,339	10,000					
<b>Subtotal (per year)</b>		33,339						
<b>Output 3 Total</b>		33,339	33,339					
<b>Output 5: Access to justice enhanced and human rights promoted and protected across the Ethiopian society</b>								
<b>Sub-output 5.1: Regulatory and procedural systems strengthened for effective access to justice and redress mechanisms;</b>								
<b>Indicator 5.1.1:</b> Number of investigations conducted on human rights issues to promote and enhance human rights culture, including access to justice, <b>Baseline:14 Target : 4</b> investigations on selected human rights violation								
<b>Indicator 5.1.2:</b> Number of platforms established or strengthened to promote and enhance information provision on access to justice; <b>Baseline:2; Target :2</b> platforms established to promote and enhance human rights culture, including access to justice								
<b>Indicator 5.1.3:</b> Number of researches undertaken on systemic human rights issues; <b>Baseline: 0; Target: 2</b> researches on systemic human rights issues								
<b>Baseline:</b> 14 investigation missions conducted in EFY 2013 GC. <b>Indicator 5.1.1:</b> Number of investigations on selected human rights violations undertaken, disaggregated by location and type of vulnerable groups included in the investigation; <b>Target :</b> 2 investigations undertaken on selected human rights violations per quarter	<b>Activity 5.1.1:</b> Undertake investigation based-on complaints or own initiatives on selected human rights violations of specially vulnerable groups, including during COVID 19 pandemic;	5,000	4,426	EHRC	RR/OR	Communication cost for investigators, transportation, DSA, accommodation	9,426	





Baseline 5.1.2) None (b) 2 Indicator 5.1.2): (a): Number of researches on systemic human rights issues undertaken; (b) Number of platforms to promote and enhance information provision on redress of systemic human rights issues established; Target 5.1.2) (a): 2 researches on systemic human rights issues (b): 2 discussion platforms per year on systemic human rights issues for advocacy to redress;	Activity 5.1.2: Undertake public enquiries and/or research on systemic human rights issues and establish consultation platform for disseminating & conduct advocacy;	5,741	-	EHRC	RR/OR	Consultancy fee, webinar/workshop costs, advocacy materials, publication costs	5,741
Subtotal (per quarter)		10,741	4,426				
Subtotal (per year)		15,167					
Sub-output 5.3: Established/strengthened mechanisms for monitoring, compiling, and reporting of human rights protection and violations;							
Indicator 5.3.1: Number of mechanisms established or strengthened for monitoring, compiling, and reporting of human rights protection and violations; Baseline: 0; Target : 1 mechanism reviewed and strengthened							
Indicator 5.3.2: Number of staff members who participated in familiarizing on the mechanisms for reporting of human rights protection and violations; Baseline: 5 Target: 3 staff members familiarized with a mechanism for reporting of human rights protection and violations							
Indicator 5.3.3: Number of monitoring reports on human rights situations published: Baseline:9; Target : 4 monitoring reports on human rights situations published							
Baseline : 9 monitoring reports compiled and shared in EFY 2013 GC Indicator 5.3.1: Number of monitoring reports on human rights situations produced and published for disseminating findings and recommendations, disaggregated by type of report; Target: 2 monitoring reports per quarter;	Activity 5.3.1: Undertake monitoring of human rights situation of women, children & other vulnerable groups and public institutions, including during COVID 19 pandemic	5,468		EHRC		Communication costs of monitors, transportation, DSA, accommodation, publication costs	5,468
Baseline: 5 in Q3 & Q4 of EFY 2013 Indicator 5.3.3: Number of staff members participated in international study tour, disaggregated by sex of participants; Target: 3 staff members, of which 1 is female	Activity 5.3.3. Organize international study tour for learning from other countries' experience on effective and appropriate electronic case management system to support the work and functions of EHRC;	10,000		UNDP	RR/OR	Tickets, DSA, accommodation	10,000
Baseline a & b) Manual case management system exists Indicator 5.3.4. a) Number of case flow mechanism reviewed Indicator 5.3.4 b) Number of electronic case flow management mechanisms established; Target a) 1 case flow mechanism reviewed; Target b) 1 electronic case management system;	Activity 5.3.4. Review the case flow mechanism and establish an electronic case management system, in collaboration with OHCHR, to strengthen EHRC's functions in monitoring, compiling and reporting of human rights protection and violations;	51,791		UNDP	RR/OR	Consultation to review case flow mechanism; Procurement & customization of electronic case management system	51,791
Subtotal (per quarter)		67,259	-				
Subtotal (per year)		67,259					
Output 5 Total		82,426					82,426
Total (per quarter)		136,081	48,823				
Total (per half year)		184,904					
Grand Total		184,904					184,904



*[Handwritten signature]*

ራክብ መስላ  
ምስታ ዋና ኮሚሽነር



**GOVERNANCE AND DEMOCRATIC PARTICIPATION PROGRAMME (GDPP)**  
**Work Plan EFY 2014 (July- December) by Quarter**

Implementing Partner: Ethiopian Institution of the Ombudsman (EIO)										Currency: USD	
EXPECTED OUTPUTS, AND SUB-OUTPUTS WITH INDICATORS  (BASELINES AND TARGETS SHOULD BE SET FOR SUB-OUTPUTS AND ACTIVITIES INDICATORS)	PLANNED ACTIVITIES  <i>List activity results and associated actions</i>	2021 BUDGET (JULY - DECEMBER) 2014 EFY				RESP. PARTY	PLANNED BUDGET		Amount (USD)		
		Q1		Q2			Funding Source	Budget Description			
		UNDP FY 2021									
		Q3		Q4							
		Output 1: Political processes of federal and regional state legislative bodies are more inclusive and effectively delivering on their constitutional mandates									
Sub-output 1.1 Legislative Bodies' and democratic institutions' capacities strengthened for discharging their oversight functions, with specific emphasis on women and minorities											
Indicator 1.1.3: Number of platforms established or organized to enhance oversight functions; <b>Baseline:</b> Two system upgraded; <b>Target:</b> Outreach sites identified in five regions; one communication platform upgraded											
Indicator 1.1.4: Number of training sessions for enhancing knowledge and skills of staffs on oversight functions conducted, with specific emphasis on women and minorities; <b>Baseline:</b> 35 EIO Experts received Capacity Building training; <b>Target:</b> 40 EIO staff knowledge to be enhanced											
<b>Baseline:</b> 0 <b>Indicators:</b> 1.1.1. Number of study to identify appropriate mechanism to be accessible to hard to reach localities conducted; <b>Target:</b> 1 study;	<b>Activity 1.1.1.</b> Conduct study to identify appropriate mechanisms to make the ombudsman physically accessible in hard to reach localities;	10,000.00	-		EIO	RR/OR	DSA for Field work and Consultative workshop, Transportation Cost, Refreshment Cost, Hall rent, Stationery, Banner	10,000.00			
<b>Baseline:</b> Digitalization of Human Resource Management system enhanced, disaggregated by type; <b>Target:</b> One documents categorization & classification system;	<b>Activity 1.1.2</b> Enhance the Classification and Implementation of document management System in both EIO Head Quarter and Branch Offices;	10,000.00	-		EIO	RR/OR	DSA, Purchase of IT equipment, Transportation Cost, Refreshment cost, Stationery Cost, Hall Rent, Banner	10,000.00			
<b>Baseline:</b> Data base center upgraded <b>Indicators:</b> 1.1.3. The institutional information, communication & dissemination system upgraded and operational; <b>Target:</b> one information communication & dissemination system;	<b>Activity 1.1.3.</b> Upgrade the institutional information, communication and dissemination system of EIO through Audio Visual materials;	30,000.00	-		UNDP	RR/OR	Procurement Cost for equipment	30,000.00			
<b>Baseline:</b> 35 EIO Experts received Capacity Building training; <b>Indicators:</b> 1.1.4. Number of EIO staff/experts with enhanced knowledge and skills on RBM, disaggregated by sex and location; <b>Target:</b> 40 staffs/experts (30% Female);	<b>Activity 1.1.4</b> Conduct tailor-made training on Result Based Management (Project Proposal, Planning, Monitoring, Evaluation & Reporting) for EIO Experts at Head Quarter and Branch Offices;	10,000.00	-		EIO	RR/OR	DSA, Professional Fee, Transportation Cost, Refreshment cost, Stationery Cost, Hall Rent, Banner	10,000.00			
<b>Subtotal (per quarter)</b>		60,000	-					60,000			
<b>Sub Total ( per half year)</b>		60,000						60,000			
<b>Output 1 Total</b>									60,000		
Output 3: Citizens are empowered to actively participate in decision-making and political processes at all levels of governance.											
Sub-output 3.1: Policies, systems and institutional frameworks for citizens active participation, particularly, women, youth and other vulnerable groups in decision making processes strengthened at all levels;											
Indicator 3.1.1: Number of staff awareness raising forums on participation platforms/mechanisms in decision making and political processes organized; <b>Baseline:</b> Six Forums established at Federal, six regions and one city Administration; <b>Target:</b> Four Functional and effective Collaborative Networks established;											
<b>Baseline:</b> Forums had been established at Federal Level and on 6 Regions; <b>Indicator:</b> 3.1.1. Number of Collaboration networks/forums established and functional, disaggregated by location/region; <b>Target:</b> Four Collaboration Networks/forums;	<b>Activity 3.1.1</b> Establish Collaboration Forums/Networks with Women, Elders and PWD Associations at three regions and One City Administration (Afar, Oromia, Gambela, and Dire Dawa) to enhance Good Governance and Service delivery at all levels;		10,000.00		EIO	RR/OR	DSA Transportation Cost, Refreshment cost, Stationery Cost, Hall Rent, Banner	10,000.00			
		<b>Subtotal (per quarter)</b>		0	10,000						
		<b>Sub-Total ( per half year)</b>			10,000						
		<b>Output 3 Total</b>			10,000						
		<b>Total (per quarter)</b>		60,000	10,000						
<b>Total Per Half Year</b>			70,000					10,000			
<b>GRAND TOTAL</b>			70,000					70,000			

Endate Haile Gizaw (PhD)  
 Institution Of the Ombudsman  
 Chief Ombudsman



**GOVERNANCE AND DEMOCRATIC PARTICIPATION PROGRAMME (GDPP)**  
Six Months Work Plan (July 2021 - December 2021 ) by Quarter

Implementing Partner: Office of Federal Auditor General (OFAG)

Implementing Partner: Office of Federal Auditor General (OFAG)										Currency: USD
EXPECTED OUTPUTS, AND SUB-OUTPUTS WITH INDICATORS  (BASELINES AND TARGETS SHOULD BE SET FOR SUB-OUTPUTS AND ACTIVITES INDICATORS)	PLANNED ACTIVITIES  <i>List activity results and associated actions</i>	WORK PLAN BUDGET (USD)			RESP. PARTY	PLANNED BUDGET			Amount (USD)	
		2021BUDGET JULY-				Funding Source	Budget Description			
		EFY 2013-2014								
		Q3	Q4							
Output 1: Political processes of federal and regional state legislative bodies are inclusive and effectively delivering on their constitutional mandates;										
Sub-output 1.1: Legislative Bodies' and democratic institutions' capacities strengthened for discharging their oversight functions;										
Indicator 1.1.1. Number of advocacy or awareness raising sessions and platforms organized for enhancing professional independence; Baseline: 500; Target : 845										
Baseline: 0 Indicators: The number of stakeholders participated in the awareness cration programe and disaggrated by sex Target: 45 participants (40% women)	Activity 1.1.1. Undertake awareness creation for key stakeholders (PAC, Auditee institutions, Media) on promoting public relations through weekly radio programme	30,000	-		OFAG	RR/OR	Air time; procurement of IT equipment (graphic design); DSA Travel cost	30,000		
Baseline: 500 Indicator: Number of participants of the awareness raising sessons undertaken, disaggregated by sex; Target: 800 (30% women)	Activity 1.1.2. Undertake awariness creatiuon sessions to new MPs and other stakeholders on Audit Recommendations and OFAG's constitutional mandates;	15,000	-		OFAG	RR/OR	DSA, travel cost accomodation	15,000		
Subtotal (per quarter)		45,000	-							
Subtotal (per half-year)			45,000					45,000		
Output 1 Total			45,000					45,000		
Total (per quarter)		45,000	-							
Total (per half year)			45,000							
GRAND TOTAL			45,000							






GOVERNANCE AND DEMOCRATIC PARTICIPATION PROGRAMME (GDPP)									
Annual Work Plan EFY 2013-2014 (July - December 2021) by Quarter									
Implementing Partner: National Election Board of Ethiopia (NEBE)									
Currency: USD									
EXPECTED OUTPUTS, AND SUB-OUTPUTS WITH INDICATORS (BASELINES AND TARGETS SHOULD BE SET FOR SUB-OUTPUTS AND ACTIVITIES INDICATORS)	PLANNED ACTIVITIES <i>List activity results and associated actions</i>	WORK PLAN BUDGET (USD) BY QUARTER				RESP. PARTY	Funding Source	Budget Description	Amount (USD)
		2014 EFY BUDGET (July - December 2021)							
		Q1	Q2	Q3	Q4				
		UNDP FY 2021							
Output 1: Political processes of federal and their respective regional branch offices are inclusive and effectively delivering on their constitutional mandates; Sub-output 1.2: Professional independence of Democratic Institutions enhanced to effectively discharge core functions; Indicator 1.2.1: Number of standards, procedures, and tools developed or strengthened to enhance professional independence; Baseline: 1 Indicator: 1.2.1 (a) Number of NEBE's office ICT systems enhanced/upgraded, disaggregated by system type; Target: 1 ICT system.									
	Activity 1.2.1: Enhance/upgrade NEBE's office ICT systems with latest technology.				10,000	NEBE	RRIOR	Cost of ICT equipment, professional fee and other expenses	10,000
		0		10,000	10,000				
Output 3: Citizens are empowered to actively participate in decision-making and political processes at all levels of governance. Sub-output 3.2: Awareness of citizens on the functions of legislative bodies, executive organs and democratic institutions raised; Indicator 3.2.1: Number of citizens who are aware of or familiarized with the functions of legislative bodies, executive organs, and democratic institutions; Baseline: 13 CSOs Indicator: 13 CSOs Target: 10 voter education providers; Baseline: 1000 Women/PWD regions, 5,000 audio, sign language and video production Target: 600 Women/PWD candidates and political party leaderships; 5,000 audio, sign language and video production									
	Activity 3.2.1: Provide capacity building support to Voter Education Providers (civil society and learning institutions) who are focusing mainly on Internally Displaced Persons (IDPs), Person/Candidate with disability and University students.	20,000				NEBE	RRIOR	DSA, accommodation, transport and venue	20,000
	Activity 3.2.2: Organize training session for women political candidates (individual or party) and PWD on election related issues such as campaigning, e-day, election law, voter education, gender, disability, inclusion etc; registration, voter education, gender, disability, inclusion etc;	10,000				NEBE	RRIOR	DSA, accommodation, transport and venue	10,000
	Activity 3.2.3: Publish the Election Proclamation into audio, video and sign language, through partnership with stakeholders working on disability.		13,000			NEBE and CSO's working on disabilities		Procurement and distribution fee	13,000
		43,000	0		43,000				43,000
Subtotal (per quarter)									
Subtotal (per half-year)									
Subtotal (per half-year)									
Subtotal (per half-year)									
Subtotal (per half-year)									
Subtotal (per half-year)									
Subtotal (per half-year)									
Subtotal (per half-year)									
Subtotal (per half-year)									
Subtotal (per half-year)									
Subtotal (per half-year)									
Subtotal (per half-year)									
Subtotal (per half-year)									
Subtotal (per half-year)									
Subtotal (per half-year)									
Subtotal (per half-year)									
Subtotal (per half-year)									
Subtotal (per half-year)									
Subtotal (per half-year)									
Subtotal (per half-year)									
Subtotal (per half-year)									
Subtotal (per half-year)									
Subtotal (per half-year)									
Subtotal (per half-year)									
Subtotal (per half-year)									
Subtotal (per half-year)									
Subtotal (per half-year)									
Subtotal (per half-year)									
Subtotal (per half-year)									
Subtotal (per half-year)									
Subtotal (per half-year)									
Subtotal (per half-year)									
Subtotal (per half-year)									
Subtotal (per half-year)									
Subtotal (per half-year)									
Subtotal (per half-year)									
Subtotal (per half-year)									
Subtotal (per half-year)									
Subtotal (per half-year)									
Subtotal (per half-year)									
Subtotal (per half-year)									
Subtotal (per half-year)									
Subtotal (per half-year)									
Subtotal (per half-year)									
Subtotal (per half-year)									
Subtotal (per half-year)									
Subtotal (per half-year)									
Subtotal (per half-year)									
Subtotal (per half-year)									
Subtotal (per half-year)									
Subtotal (per half-year)									
Subtotal (per half-year)									
Subtotal (per half-year)									
Subtotal (per half-year)									
Subtotal (per half-year)									
Subtotal (per half-year)									
Subtotal (per half-year)									
Subtotal (per half-year)									
Subtotal (per half-year)									
Subtotal (per half-year)									
Subtotal (per half-year)									
Subtotal (per half-year)									
Subtotal (per half-year)									
Subtotal (per half-year)									
Subtotal (per half-year)									
Subtotal (per half-year)									
Subtotal (per half-year)									
Subtotal (per half-year)									
Subtotal (per half-year)									
Subtotal (per half-year)									
Subtotal (per half-year)									
Subtotal (per half-year)									
Subtotal (per half-year)									
Subtotal (per half-year)									
Subtotal (per half-year)									
Subtotal (per half-year)									
Subtotal (per half-year)									
Subtotal (per half-year)									
Subtotal (per half-year)									
Subtotal (per half-year)									
Subtotal (per half-year)									
Subtotal (per half-year)									
Subtotal (per half-year)									
Subtotal (per half-year)									
Subtotal (per half-year)									
Subtotal (per half-year)									
Subtotal (per half-year)									
Subtotal (per half-year)									
Subtotal (per half-year)									
Subtotal (per half-year)									
Subtotal (per half-year)									
Subtotal (per half-year)									
Subtotal (per half-year)									
Subtotal (per half-year)									
Subtotal (per half-year)									
Subtotal (per half-year)									
Subtotal (per half-year)									
Subtotal (per half-year)									
Subtotal (per half-year)									
Subtotal (per half-year)									
Subtotal (per half-year)									
Subtotal (per half-year)									
Subtotal (per half-year)									
Subtotal (per half-year)									
Subtotal (per half-year)									
Subtotal (per half-year)									
Subtotal (per half-year)									
Subtotal (per half-year)									
Subtotal (per half-year)									
Subtotal (per half-year)									
Subtotal (per half-year)									
Subtotal (per half-year)									
Subtotal (per half-year)									
Subtotal (per half-year)									
Subtotal (per half-year)									
Subtotal (per half-year)									
Subtotal (per half-year)									
Subtotal (per half-year)									
Subtotal (per half-year)									
Subtotal (per half-year)									
Subtotal (per half-year)									
Subtotal (per half-year)									
Subtotal (per half-year)									
Subtotal (per half-year)									
Subtotal (per half-year)									
Subtotal (per half-year)									
Subtotal (per half-year)									
Subtotal (per half-year)									
Subtotal (per half-year)									
Subtotal (per half-year)									
Subtotal (per half-year)									
Subtotal (per half-year)									
Subtotal (per half-year)									
Subtotal (per half-year)									
Subtotal (per half-year)									
Subtotal (per half-year)									
Subtotal (per half-year)									
Subtotal (per half-year)									
Subtotal (per half-year)									
Subtotal (per half-year)									
Subtotal (per half-year)									
Subtotal (per half-year)									
Subtotal (per half-year)									
Subtotal (per half-year)									
Subtotal (per half-year)									
Subtotal (per half-year)									
Subtotal (per half-year)									
Subtotal (per half-year)									
Subtotal (per half-year)									
Subtotal (per half-year)									
Subtotal (per half-year)									
Subtotal (per half-year)									
Subtotal (per half-year)									
Subtotal (per half-year)									
Subtotal (per half-year)									
Subtotal (per half-year)									
Subtotal (per half-year)									
Subtotal (per half-year)									
Subtotal (per half-year)									
Subtotal (per half-year)									
Subtotal (per half-year)									
Subtotal (per half-year)									
Subtotal (per half-year)									
Subtotal (per half-year)									
Subtotal (per half-year)									
Subtotal (per half-year)									
Subtotal (per half-year)									
Subtotal (per half-year)									
Subtotal (per half-year)									



**GOVERNANCE AND DEMOCRATIC PARTICIPATION PROGRAMME (GDPP)**  
Annual Work Plan EFY 2014 (July - Dec. 2021) by Quarter

Implementation Partner: House of Federation								CUI
EXPECTED PROJECT OUTPUTS <i>And baseline, associated indicators and annual targets</i>	PLANNED ACTIVITIES <i>List activity results and associated actions</i>	Ethiopian FY		RESP. PARTY	PLANNED BUDGET			
		2013-2014(2021) budget			Funding Source	Budget Description	Amount (USD)	
		Q1	Q2					
		UNDP FY						
		Q3	Q4					
Output One: Political process of Federal and Regional State legislative bodies are more inclusive and effectively delivering on their constitutional mandates								
Sub output 1.1 Legislative Bodies' and democratic institutions' capacities strengthened for discharging their oversight functions, with specific emphasis on women and minorities;								
Indicator: 1.1.1. Number of training sessions for enhancing knowledge and skills; Number of staff whose knowledge and skills enhanced on oversight functions; Baseline: No orientation on the current HOF reform initiatives; Target:153 trainees								
Baseline: 0 Indicator: Number of new members of HOF parliament participated in the orientation training conducted, disaggregated by sex; Target: 153 new member of HOF parliament.	Activity 1.1.1: Conduct orientation training on HOF reform initiatives for the new member of HOF parliament	-	14,000	HOF	RR/OR	Consultancy fee, DSA and travel expenses	14,000	
Sub total(per quarter)		-	14,000					
Sub total(per half year)			14,000					
Sub total of the budget EFY(2013-2014) or 2021			14,000				14,000	
Sub-output 1.2: Professional independence of Democratic Institutions enhanced to effectively discharge core functions;								
Indicator( 1.2.1): Number of standards, procedures, and tools developed or strengthened to enhance professional independence; Baseline: 1 used for the last term is in place. Target: 1 newly developed/strengthened general pupose grant(GPG) formula.								
Indicator(1.2.2): Number of advocacy or awareness raising sessions and platforms organized for enhancing professional independence; Baseline: 0; Target: 1 key stakeholders session								
Baseline: 1 long term used standard in place Indicators:1.2.1: a): Number of existing mechanisms and GPG standard formula revised; b): Number of new standards for determining GPG formula for regional states developed and endorsed for use; Target: 1 new GPG standard formula;	Activity 1.2.1: Review exisiting mechanisms and develop new standanrds/framework on the General Purpose Grant (GPG) budget sharing formula for regional states;	14,000	-	HOF	RR/OR	Consultancy fee, DSA and travel expenses	14,000	
Baseline 0 session; Indicators 1.2.2: Number of discussion sessions on the newly adopted M & E tool conducted; Target: One stakeholders awarness creation and capacity enhancement session;	Activity 1.2.2: Conduct stakeholders' discussion sessions on the newly designed tools for monitoring and evaluation of the Specific Purpose Grant transfer from federal to regions states;	-	6,000	HOF	RR/OR	Consultancy fee, DSA and travel expenses	6,000	
Sub total (per quarter)		14,000	6,000					
Subtotal(per half year)			20,000		-	-	20,000	
Output 1			34,000				34,000	
Sub output 3.1: Policies, systems and institutional frameworks for active citizen participation, particularly, women, youth and other vulnerable groups in decision- making process strengthening at all levels;								
Indicator 3.1.1: Number of policies, systems and institutional frameworks dedicated to women and youth participation at all levels of governance; Number of staff awareness raising forums on participation platforms/mechanisms in decision making and political processes organized; Baseline: No orientation on the new standards/principles. Target:1 key stakeholders consultative platform for 130 (60 women and 70 men)								



**Kebede Kayima Shoa**  
Secretary General



Baseline: 0; Indicator:(3.1.1): Number of stakeholders participated in the consultation & experience sharing workshop conducted, disaggregated by sex; Target:1 consultative workshop for 130 (60 women and 70 men) participants	Activity 3.1.1: Conduct stakeholders' consultation & experience sharing workshops on the principles and standards of constitutional interpretation and its implementation mechanisms;	14,000	-	HOF	RR/OR	Consultancy fee, workshops accommodations DSA and travel cost	14,000
Sub total(per quarter)		14,000	-				14,000
Sub total (per half year)			14,000				14,000
Output 3			14,000				14,000
<b>Output 4: Systems and mechanisms for promoting social cohesion, managing diversity, preventing and managing conflicts, fostering dialogues and building peace are strengthened at national, regional, and local levels</b>							
<b>Sub output 4.1: Systems on diversity management and social cohesion developed and put in place at all levels</b>							
Indicator 4.1.1:National comprehensive assessment on diversity management and social cohesion conducted, with emphasis on women and marginalized groups; Number of awareness raising forums organized for promoting diversity and social cohesion; <b>Baseline:</b> Weak system for diversity management and strengthening social cohesion in SNNPR; <b>Target:</b> 1 Comprehensive assessment and policy document;							
Baseline: Weak systems/frameworks in place Indicator: 4.1.1: Number of comprehensive gaps assesment on diversity management undertaken and policy document produced & put in place; Target: 1 comprehensive assesment and 1 policy document;	Activity 4.1.1: Undertake gap assesment on diversity management and develop policy to strengthen social cohesion in SNNP;	10,000	-	HOF	RR/OR	Consultancy fee and work shops, travel expenses and DSA	10,000
Subtotal (per quarter)		10,000	-				
Subtotal (per half year)			10,000				10,000
<b>Suboutput 4.2; Policy/Strategy and plaforms established/strengthened for an effective peace architecture of conflict prevention and Peace building at all levels of governance;</b>							
Indicator 4.2.1: National peace policy/strategy, platforms and mechanisms developed/adopted; Number of awareness raising forums organized on conflict prevention and peace building, with specific emphasis on women and marginalized groups/minorities; <b>Baseline:</b> Availability one analyzed National conflict data; <b>Target:</b> 1 National Conflict prevention and Peace building startegy							
Baseline: Analyzed National conflict data available Indicator: 4.2.1: Number of National Peace strategy formulated and endorsed for use; Target: 1 strategy document in place;	Activity 4.2.1: Finalize the formulation of national conflict prevention and peace building strategy;	12,000	0	HoF	RR/OR	Consultancy fee and work shops, travel expenses and DSA	12,000
Subtotal (per quarter)		12,000	-				
Subtotal (per half year)			12,000				12,000
Output 4			22,000				22,000
Total (per quarter)		50,000	20,000				
Total per half year			70,000				84,000
Grand Total			70,000				70,000





**GOVERNANCE AND DEMOCRATIC PARTICIPATION PROGRAMME (GDPP)**  
Annual Work Plan for EFY 2014 (July - December 2021) by Quarter

Implementing Partner: COUNCIL OF CONSTITUTIONAL INQUIRY (CCI)												
Currency: USD												
EXPECTED OUTPUTS, AND SUB-OUTPUTS WITH INDICATORS  (BASELINE AND TARGETS SHOULD BE SET FOR SUB-OUTPUTS AND ACTIVITIES INDICATORS)		PLANNED ACTIVITIES  List activity results and associated actions		WORK PLAN BUDGET(USD)				RESP. PARTY		PLANNED BUDGET		
				2014 EFY BUDGET (July - December 2021)						Funding Source	Budget Description	Amount (USD)
				Q1	Q2	Q3	Q4					
UNDP FY 2021												
Output 2: Federal and regional state systems of governance are more accountable, transparent and are delivering services in more inclusive and responsive ways:												
Sub-output 2.1 Information recording, analysis, management and dissemination systems and accountability mechanisms strengthened:												
Indicator 2.1.1: Number of systems established or strengthened, and regulations introduced for improving information recording, analysis & management: Baseline: 1 system under development; Target: 1 fully developed and operational case flow management system:												
Indicator 2.1.2: Number of accountability mechanisms in place for ensuring effective service delivery: Baseline: 0 Target: 1 assessment on service provision; 1 strategic plan developed; 1 new organizational structure developed; 3 new researches conducted; 6 discussion forums organized; 6 publications published and disseminated; 92 stats capacity strengthened; and 290 participants awareness created:												
Baseline: 0 Indicator: 2.1.1: (a) Number of awareness creation workshops conducted; Target: 1 workshop (b) Number of participants of the awareness raising workshops conducted, disaggregated by sex of participants; Target: 30 participants	Activity 2.1.1: Conduct awareness creation training to staff-users on how to encode the decisions of CCI on the case flow system and manage cases properly to make the system operational for effective service delivery;	3,000	-			CCI	RR/OR	Consultant fee,DSA, accommodation, and travel expenses	3,000			
Baseline: 59 staffs Indicator: 2.1.2 Number of participants of skills-based training sessions organized, disaggregated by sex: Target: 62 participants, of which 20% women;	Activity 2.1.2: Organize skills-based trainings, based on identified skills gaps for enhancing the capacity of SCOI's staffs to improve service delivery;	5,000	-			CCI	RR/OR	Consultant fee, DSA, training, accommodation, and travel expenses	5,000			
Baseline: 0 Indicator: 2.1.3: (a) Number of Organizations (CSOs) participated in the discussion forums organized, disaggregated by type of organization; Target: 20 CSOs and 1 Federal Supreme Court; (b) Number of forums to enhance awareness on constitutional rights organized; Target: 3 forums (c) Number of participants of the discussion forums conducted, disaggregated by sex: Target: (a) 200 participants, of which 20% women;	Activity 2.1.3: Organize discussion forums on the right of international organizations to exercise their immunity and privileges with counter legal obligation to fulfill the constitutional right of access to justice for their employees;	6,000	5,000			CCI	RR/OR	Consultant fee,DSA, training, accommodation, and travel expenses	11,000			
Baseline: 0 Indicator: 2.1.4 (a) Number of consultation forums undertaken; Target: 1 consultation forum (b) Number of participants of the joint consultation forums conducted, disaggregated by sex; Target: 90 participants, of which 20% women;	Activity 2.1.4: Undertake joint consultation forums between CCI and Courts on the roles & mechanisms to refer cases which need constitutional interpretations to CCI;	6,000	-			CCI	RR/OR	Consultant fee, DSA, training, accommodation, and travel expenses	6,000			
Baseline: 4 regional level assessments Indicator: 2.1.5: Number of assessments on the regional proclamations conducted; Target: 6 assessments in 6 regions;	Activity 2.1.5: Conduct assessments on the regional proclamations/laws to ensure effective & efficient decisions on the constitutional cases coming from regions;	3,000	-			CCI	RR/OR	Cost for purchase of comprehensive regional laws	3,000			
Baseline: 8 researches Indicator: 2.1.6: Number of researches on constitutional issues undertaken, disaggregated by research topic; Target: 2 researches with 2 validation forums	Activity 2.1.6: Undertake researches on different constitutional issues and validate findings for enhancing service delivery of CCI;		5,000			CCI	RR/OR	DSA,workshop and travel expense	5,000			
Baseline: 1 Indicator: 2.1.7: Number of e-library/digital library & documentation system strengthened and operationalized; Target: 1 system;	Activity 2.1.7: Strengthen e-library/digital library and documentation system of CCI;	3,000	-			CCI	RR/OR	Cost for professional service, e-books, IP Address and relevant payments	3,000			
Baseline: 0 Indicator: 2.1.8: Number of IT policy developed and put in place; Target: 1 IT policy	Activity 2.1.8: Develop IT policy of the Secretariat to enhance the service delivery;	6,000	-			CCI	RR/OR	Cost for professional service and discussion forum on it	6,000			



*Handwritten signature and date:*  
2021/08/24  
2021/08/24



<b>Baseline:</b> 6 (1 Journal and 4 News magazines, Barriers); <b>Indicator:</b> 2.1.9: Number of research products, magazines and journals, other materials published and disseminated, disaggregated by type; <b>Target:</b> 6 types of publications;		<b>*Activity 2.1.9:</b> Publish and disseminate 2 researches (de/facto divorce and mandate demarcation b/n CCI and HoF); 1 news magazine; English Journal; Brochure; Documentary Film, etc;	5,000	20,000	CCI	RR/OR	Cost for printing	25,000
			<b>Sub total (per quarter)</b>	37,000	30,000			
			<b>Sub total (per half year)</b>		67,000			67,000
			<b>Output 2 total</b>	67,000				67,000
<b>Sub-output 3.2: Awareness of citizens on the functions of legislative bodies, executive organs and democratic institutions raised:</b>								
<b>Indicator 3.2.2: Number of citizens who are aware of or familiarized with the functions of legislative bodies, executive organs, and democratic institutions raised:</b>								
<b>Baseline:</b> 0; <b>Indicator:</b> 3.1.1: (a) Number of consultative workshops with regional Supreme Courts organized; <b>Target:</b> 1 consultative workshop; (b): Number of participants of the consultative workshops organized, disaggregated by region and sex of participants; <b>Target:</b> 100 participants;		<b>*Activity 3.1.1:</b> Organize consultative workshops with regional Supreme Courts to strengthen cooperation & working relationships to enhance citizens access to the services of CCI;	5,272	-	CCI	RR/OR	Consultant fee, DSA, accommodation, and travel expenses	5,272
<b>Baseline:</b> 0; <b>Indicator:</b> 3.1.2: Number of participants of the consultative workshop organized, disaggregated by sex; <b>Target:</b> 100 participants;		<b>Activity 3.1.2:</b> Organize consultative workshop with stakeholders (Lawyers and Bar Association) to create access to free legal services to vulnerable citizens;	5,000	-	CCI	RR/OR	Consultant fee, DSA, accommodation, and travel expenses	5,000
<b>Baseline:</b> 0 <b>Indicator:</b> 3.2.3: Number of vulnerable citizens at the Universities participated in the awareness raising sessions conducted, disaggregated by University and sex of participants; <b>Target:</b> 100 participants, of which 50% women;		<b>Activity 3.2.3:</b> Organize training session to youth and other vulnerable groups at Universities to raise their awareness on their constitutional rights for enabling them to exercise their rights;		4,000	CCI	RR/OR	Consultant fee, DSA, training, accommodation, and travel expenses	4,000
			<b>Sub total (per quarter)</b>	10,272	4,000			
			<b>Sub total (per half year)</b>		14,272			14,272
			<b>AMP Period EFY 2014 (July - December)</b>		14,272			14,272
			<b>Output 3 total</b>		14,272			14,272
<b>Project Planning, Monitoring &amp; Review</b>								
<b>Baseline:</b> 2 <b>Indicator:</b> Number of programme monitoring & review meetings conducted; <b>Target:</b> 1 review meeting;		<b>Activity:</b> Conduct programme planning, monitoring & review meeting to assess progress and making necessary adjustments;		4,000	CCI	RR/OR	DSA, refreshment, hall rent, etc;	4,000
			<b>Sub total (per quarter)</b>	0	4,000			
			<b>Sub total (per half year)</b>		4,000			4,000
			<b>AMP Period EFY 2013 (July - June)</b>		4,000			4,000
			<b>Monitoring &amp; Review total</b>	4,000				4,000
			<b>Total (per quarter)</b>	47,272	38,000			
			<b>Total (per half year)</b>		85,272			
			<b>GRAND TOTAL</b>		85,272			85,272

NB: The source of the fund allocated for activity 3.1.1 and Activity 2.1.9 is from the funding already released for the activities January 2021-June 2021 which were unutilized but allocated to this AMP cycle - 1,319,349 Birr = 30,272 USD July 2021-December 2021.

NB: The source of the fund allocated for activity 3.1.1 and Activity 2.1.9 is from the funding already released for the activities January 2021-June 2021 which were unutilized but allocated to this AMP cycle - 1.319.349 Birr = 30,272 USD July 2021-December 2021.






**Governance and Democratic Participation Programme (GDPP)**  
**Six Month Work Plan EFY 2014 (JULY- DECEMBER 2021) by Quarter**

Implementing Partner: Federal Ethics and Anti-Corruption Commission (FEACC)											In USD	
EXPECTED OUTPUTS, AND SUB-OUTPUTS WITH INDICATORS  (BASELINES AND TARGETS SHOULD BE SET FOR SUB-OUTPUTS AND ACTIVITIES INDICATORS)	PLANNED ACTIVITIES  <i>List activity results and associated actions</i>	WORK PLAN BUDGET (USD) BY QUARTER				RESP. PARTY	PLANNED BUDGET		Funding Source	Budget Description	Amount (in USD)	
		2014 EFY BUDGET (JULY - DECEMBER)										
		Q1	Q2	Q3	Q4							
		UNDP FY 2021										
		Q1	Q2	Q3	Q4							
Output 1: Political processes of federal and regional state legislative bodies are inclusive and effectively delivering on their constitutional mandates												
Sub-output 1.2: Professional Independence of Democratic Institutions enhanced to effectively discharge core functions;												
Indicator 1.2.1 Number of advocacy or awareness raising sessions and platforms organized for enhancing professional independence; Baseline:1 FEACC and REACCs coalition forums Target: 9 REACCs anti-corruption coalitions forums												
Indicator 1.2.2: Number of REACCs staff whose knowledge and skills enhanced on oversight functions Baseline: 1 trainings on 2 thematic areas Target: 90 (60 men and 30 women)												
Indicator 1.2.3: Number of staff whose knowledge and skills enhanced on oversight functions Baseline: 1 trainings on 2 thematic areas Target: 175 (115 men and 60 women)												
Baseline: 1 platforms (FEACC and REACCs learning and experience sharing forum)												
Indicator: 1.2.1: (a) Number of Learning and experience sharing forums organized; (b) Number of participants on the learning and experience sharing forums organized, disaggregated by sex of participants; Target: (a) 1 learning and experience sharing workshop FEACC &REACC (b) 90 participants of which 60 men & 30 women;												
Baseline: 1 Consultative Workshop; Indicator: 1.2.2: (a) Number of REACCs participant on the Consultative Workshop organized; (b) Number of participants of the consultative & sensitization workshops conducted, disaggregated by sex and REACC s Target: (a) 9 REACCs (b) 200 participants, of which 30% women;												
Baseline: 1 Consultative workshop on 2 thematic areas; Indicator: 1.2.3: Number of FEACC's Ethics Officers & Experts participated in the consultative & sensitization workshop organized, disaggregated by sex; Target: 175 participants (115 Men and 60 Women);												
Activity 1.2.1 Organize FEACC and REACCs learning and experience sharing forum with regional Ethics and Anti-Corruption Commissions (REACCs);												
30,000												
-												
FEACC												
RR/OR												
DSA, Hall Rent and Refreshment, Air ticket												
30,000												
Activity 1.2.2 Conduct Consultative and sensitization workshop for REACC's Ethics Officers and Technical Experts on Quality and Effective Service Delivery and Ethics & Corruption prevention; ,												
30,000												
-												
FEACC												
RR/OR												
DSA, Hall Rent and Refreshment												
20,000												
-												
FEACC												
RR/OR												
DSA, Hall Rent and Refreshment												
20,000												
Subtotal (Per Quarter)												
80,000												
-												
Total (Per Half Year)												
80,000												
Sub-output 1.3: Political and civic spaces expanded for effective citizens' participation and inclusion;												
Indicator 1: Number of policies and laws developed or revised for expanding political and civic spaces for citizens' participation; Baseline: 0 policy and strategy; Target: 1 national anticorruption policy & strategy to be developed and rolled out;												
Indicator 2: Number of platforms, systems and tools introduced for expanding political and civic spaces for citizens' participation; Baseline: 1st & 2nd Corruption Perception Survey reports; Target: 1 comprehensive report of 3rd National Anticorruption Perception Survey to be produced and published; and 1 national anticorruption policy and strategy developed and published;												
Indicator 3 : Number of reports published by Democratic Institutions; Baseline: 0 reports published; Target: 1 Reports ( the third national Corruption survey report NCS document to be published;												
Baseline: 1st & 2nd national corruption perception survey; Indicator: 1.3.1: Number of Corruption Perception survey conducted and reports produced; Target: 1 Survey Report;												
Activity 1.3.1*: Finalize Ethiopian Third National Corruption Perception Survey (including cost of validation workshop)												
33,900												
-												
UNDP												
RR/OR												
Consultancy fee												
33,900												
Baseline: 0 Indicator: 1.3.2: Anti-corruption policy and strategy developed/rolled out and policy & strategy document produced; Target: 1 policy and strategy document												
Activity 1.3.2*: Finalize development of National Anti-Corruption Policy and Strategy (including cost of validation workshop)												
28,200												
-												
UNDP												
RR/OR												
Consultancy fee												
28,200												
Baseline: 0; Indicator: 1.3.3: Number of reports published; Target: 1 survey report (NCS)												
Activity 1.3.3 Publishing (Design and Printing ) and Dissemination National Corruption Perception Survey (NCS) Final Report												
-												
6,000												
FEACC												
RR/OR												
Publishing fee												
6,000												
Subtotal (Per Quarter)												
62,100												
6,000												
Sub Total (Per Half Year)												
68,100												
Output 1 Total												
148,100												
Project Monitoring and Review												
Baseline: 1 review workshop Indicator: Number of review workshops organized; Target: 1 Workshops;												
Undertake FEACC GDPP Monitoring and review workshop												
-												
4,000												
FEACC												
RR/OR												
DSA, hall rent, refreshment												
4,000												
Subtotal (Per Quarter)												
-												
4,000												
Subtotal (Per Half Year)												
4,000												
Total (per quarter)												
142,100												
10,000												
Total (per half year)												
152,100												
GRAND TOTAL												
152,100												
152,100												

\*Activity 1.3.1 & Activity 1.3.2 are direct payments by UNDP. The allocated budget is to the remaining payments for Frontiers and x2 Ics.





**GOVERNANCE AND DEMOCRATIC PARTICIPATION PROGRAMME (GDPP)  
SIX MONTHS WORK PLAN EFY 2014 (JULY - DECEMBER) by Quarter**

Currency: USD

Implementing Partner: OFFICE OF THE FEDERAL ATTORNEY GENERAL (OAG)

EXPECTED OUTPUTS, AND SUB-OUTPUTS WITH INDICATORS  (BASELINES AND TARGETS SHOULD BE SET FOR SUB-OUTPUTS AND ACTIVITIES INDICATORS)		PLANNED ACTIVITIES  List activity results and associated actions		WORK PLAN BUDGET (USD)				PLANNED BUDGET				
				2014 EFY BUDGET (JULY - DECEMBER)								
				Q1	Q2	RESP. PARTY	Funding Source				Budget Description	Amount (USD)
				UNDP FY 2021 (JULY - DECEMBER)								
				Q3	Q4							
Output 1 Political processes of federal and regional state legislative bodies are more inclusive and effectively delivering on their constitutional mandates;												
Sub-output 1.1: Legislative bodies' and democratic institutions' capacity strengthened for discharging their oversight functions;												
Indicator 1.1.1: Number of systems, frameworks, and tools developed or strengthened for enhancing oversight capacity; Baseline: 1strategy; Target: 1 strategy (crime prevention												
Indicator 1.1.3: Number of staff whose knowledge and skills enhanced on oversight functions; Baseline: 20 trainings on 1 thematic areas; Target: 2 trainings on 2 thematic area (corruption												
Baseline: 2		Activity 1.1.1: Organize leadership and prosecutors skill-building training on asset recovery, Ethics and professionalism, corruption crime, custom crime and organized crime and their impact		10,000		OAG	RR/OR	DSA, accommodation, travel and professional fee	10,000			
Indicator: 1.1.1: Number of trainings and staff trained, disaggregated by sex and training type;												
Target: 2 training session , 200 (80 women)												
Baseline: 1		Activity 1.1.7: Develop one specific crime prevention strategy		5,000	3,500	OAG	RR/OR	DSA, accommodation, hall, travel	8,500			
Indicator: 1.1.7: Number of crime prevention strategies developed;												
Target: 1 strategy;												
Sub total (per quarter)				15,000	3,500							
Sub total (per half year)				18,500								
AWP Period EFY 2014 (July - December)				18,500								
Output 1 Total				18,500								
Output 5: Access to justice enhanced and human rights promoted and protected across the Ethiopian society;												
Sub-output 5.2: Public and law enforcement bodies' awareness on human rights laws and regulations promoted;												
Indicator 5.2.3: Number of awareness raising sessions conducted to advocate or enhance awareness and knowledge of law enforcement organs on human rights promotions;												
Baseline: 2		Activity 5.2.1. Organize trainings for Police investigators on human rights based investigation, revised election proclamation		10,000		OAG		DSA, accommodation , travel, hall	10,000			
Indicator: Number of trainings and police investigators participated on human rights based investigation ;												
Target: 2 training sessions, 160 (60 women);												
Baseline: 50		Activity 5.2.2. Conduct trainings to prosecutors and police officers with a specific emphasis to prevention of violence against women and children on approved crime prevention strategy			10,000	OAG		DSA, accommodation, travel, hall	10,000			
Indicator: Number of trained prosecutors and police officers on violence against women and children;												
Target: 110 (48 women);												
Sub total (per quarter)				10,000								
Sub total (per half year)				20,000								
AWP Period EFY 2014 (July - December)				20,000								



**Sub-output 5.3. Established/strengthened mechanisms for monitoring, compiling, and reporting of human rights protection and violations;**

**Indicator 5.3.1. Number of mechanisms established or strengthened for monitoring, compiling, and reporting of human rights protection and violations;**

Baseline: 1

Indicator: 5.3.6: Number of timely produced and presented report.

Target: 1 report

Activity 5.3.8. Produce and present Ethiopia's implementation report of one International Human Rights Treaty.

	6,500	10,000	OAG	DSA, accommodation, travel	16,500
<b>Sub total (per quarter)</b>	<b>6,500</b>	<b>10,000</b>			
<b>Sub total (per half year)</b>		<b>16,500</b>			
<b>AWP Period EFY 2014 (July - December)</b>		<b>16,500</b>			<b>16,500</b>
<b>Output 5 Total</b>		<b>36,500</b>			<b>36,500</b>
<b>Sub total (per quarter)</b>	<b>31,500</b>	<b>23,500</b>			
<b>Sub total (per half year)</b>		<b>55,000</b>			
<b>Total AWP Period EFY 2014 (July - December)</b>		<b>55,000</b>			<b>55,000</b>
<b>Grand Total</b>		<b>55,000</b>			<b>55,000</b>





**GOVERNANCE AND DEMOCRATIC PARTICIPATION PROGRAMME (GDPP)**  
Annual Work Plan (July 2021- December 2021 ) by Quarter

Implementing Partner: Ministry of Peace (MoP)		Currency: USD					
EXPECTED OUTPUTS, AND SUB-OUTPUTS WITH INDICATORS		PLANNED ACTIVITIES		PLAN BUDGET (USD) BY QUARTER		PLANNED BUDGET	
(BASELINES AND TARGETS SHOULD BE SET FOR SUB-OUTPUTS AND ACTIVITIES INDICATORS)		List activity results and associated actions		Q1		Q2	
				UNDP FY 2021		UNDP FY 2021	
				Q3	Q4	Q3	Q4
Output 3: Citizens are empowered to actively participate in decision-making and political processes at all levels of governance							
Sub-output 3.2: Awareness of citizens on the functions of legislative bodies, executive organs and democratic institutions raised;							
Indicator 3.2.1: Number of citizens who are aware of or familiarized with the functions of legislative bodies, executive organs, and democratic institutions. Baseline: 8. Targets: 1500 community members							
Baseline: 0 Indicators: Number of assessments conducted and reports produced Target: One consolidated report	Activity 3.2.1: Conduct assessment on impact of community dialogues carried out by MoP in the past.	20,000.00	-	MoP	RR/OR	Fees for consultants, Accommodation cost, Transport cost.	20,000
Baseline: 2 Indicator: Number of workshops to raise awareness of members of Peace Structures organized, disaggregated by theme; Target: 2 workshops	Activity 3.2.2: Organize awareness raising workshops to members of Peace Structures (youth, women, Universities) to enhance community participation on matters related to peace, development and prevention of conflict & violence.	30,000.00	-	MoP	RR/OR	Accommodation cost, Transport cost.	30,000
Baseline: 3 Indicator: Number of national and community dialogues stakeholders consultative meetings support provided; Target: 3 community dialogues and 1 stakeholder's consultative meeting, disaggregated by theme.	Activity 3.2.3: Provide support to the national and community dialogues and stakeholders' consultative meetings.	45,026.00	-	MoP	RR/OR	Accommodation cost, Transport cost, Refreshment cost.	45,026
Baseline: 3 Indicator 3.2.4: Number of training events coordination support provided; Target: 1 training event.	Activity 3.2.4: Provide coordination support to community training sessions.	5,415.00	-	MoP	RR/OR	Accommodation cost, Transport cost, Refreshment cost.	5,415
Baseline: 2 Indicator 3.2.5: Number of TOT sessions organized, disaggregated by location; Target: 3 rounds/sessions	Activity 3.2.5: Conduct TOT on Community dialogue for regional dialogue coordinators to enhance their skills of facilitation & coordination.	30,000	-	MoP	RR/OR	Accommodation cost, Transport cost, Logistic cost.	30,000
Subtotal (per quarter)		100,441	30,000				
Subtotal (per half-year)			130,441				130,441
Output 3 total			130,441				130,441
Total (per quarter)		100,441	30,000				
Total (per half year)			130,441				
GRAND TOTAL			130,441				130,441



*Mrs. Asma Redi Baleker*  
Peace Building  
Director General



Agreed by Implementing Partners:

1. HoPR Date: \_\_\_\_\_

2. EHRC Date: \_\_\_\_\_

3. EIO Date: \_\_\_\_\_

4. OFAG Date: \_\_\_\_\_

5. NEBE: Date: \_\_\_\_\_

6. HoF Date: \_\_\_\_\_

7. CCI Date: \_\_\_\_\_

8. OAG Date: \_\_\_\_\_

9. FEACC Date: \_\_\_\_\_

10. MoP Date: \_\_\_\_\_

11. EMA Date: \_\_\_\_\_



Mrs Asma Redi Baleker  
Peace Building  
Director General

13/08/2021



**GOVERNANCE AND DEMOCRATIC PARTICIPATION PROGRAMME (GDPP)**  
**Six Months Work Plan EFY 2014 (July - December) by Quarter**

Implementing Partner: Ethiopian Media Authority(EMA)

Currency: USD

EXPECTED OUTPUTS, AND SUB-OUTPUTS WITH INDICATORS	PLANNED ACTIVITIES  List activity results and associated actions	WORK PLAN BUDGET (USD) BY QUARTER				RESP. PARTY	PLANNED BUDGET			
		2014 EFY BUDGET (JULY - DEC.)					Funding Source	Budget Description	Amount (USD)	
		Q1	Q2							
		UNDP FY 2021								
		Q3	Q4							
Output 1: Political processes of federal and regional state legislatives are more inclusive and effectively delivering on their constitutional mandates										
Sub-Output 1.1: Legislative Bodies' and democratic institutions' capacities strengthened for discharging their oversight functions, with specific emphasis on women and minorities;										
Indicator 1.1.5: Number of staff whose knowledge and skills enhanced on oversight functions, with specific emphasis on women and minorities; Baseline: 1 study tour; Target : 10 participants in experience sharing visit										
Baseline: 1 study tour in 2010	Indicator: 1.1.1 Number of participants of the experience sharing organized, disaggregated by gender/institution Target: 10 participants	Activity 1.1.1: Strengthen EMA's reform initiatives on media and advertisement, strategic leadership of regulatory sector through learning experience from a study tour in India	30,000		UNDP	RR/OR	DSA, accommodation and transport fees	30,000		
Subtotal (per quarter)		30,000					30,000			
Subtotal (per half year)		30,000								
Indicator 1.2.2 Number of advocacy or awareness raising sessions and platforms organized for enhancing professional independence; Baseline: 3 awareness; Target : One training session and five advocacy interventions										
Indicator 1.2.3. Number of professional staffs whose knowledge on application of standards, procedures and tools confirmed for securing professional independence; Baseline: 10 community radio stations; Target : 10 community radio stations										
Indicator 1.2.4: Number of reports publicized by Democratic Institutions; Baseline: 0 ; Target : 1 Assessment report										
Baseline: 3 awareness creation workshops	Indicator 1.2.1: Number of behavioral change communication training and advocacy sessions conducted, disaggregated by type: Target: one training session and five advocacy activities	Activity 1.2.1: Conduct behavioral change communication training and advocacy sessions for mitigating disinformation, misinformation and hate speech	20,000		EMA	RR/OR	DSA, transport for EMA technical expert and advertisement cost	20,000		
Baseline: 10 community radio		Indicator 1.2.2: Number of community radio stations technical assistances and maintenance service provided, disaggregated by type: Target: 10 community stations	Activity 1.2.2: Provide technical assistance and maintenance service to community radio stations	10,000		EMA	RR/OR	DSA, fuel, and transport for junior technical expert from EMA and external partner	10,000	
Baseline: 0			Indicator 1.2.3: Impact assessment conducted and document produced: Target: one assessment document	Activity 1.2.3: Conduct impact Assessment study on UNDP-Funded interventions from 2018-2021.	20,000		EMA	RR/OR	DSA, accommodation and fuel, venue	20,000
Subtotal (per quarter)				50,000					50,000	
Subtotal (per half year)				50,000						
Output 1 Total		80,000							80,000	
Total (per quarter)		80,000								
Total (per half year)		80,000								
GRAND TOTAL		80,000							80,000	



**GOVERNANCE AND DEMOCRATIC PARTICIPATION PROGRAMME (GDPP)**  
**Annual Work Plan EFY 2014 (July - Dec. 2021) by Quarter**

Implementer: Governance and Democratic Participation Programme (GDPP) - UNDP				Currency: USD			
EXPECTED OUTPUTS, AND SUB-OUTPUTS WITH INDICATORS  (BASELINES AND TARGETS SHOULD BE SET FOR SUB-OUTPUTS AND ACTIVITIES INDICATORS)	PLANNED ACTIVITIES <i>List activity results and associated actions</i>	WORK PLAN BUDGET (USD) BY		RESP. PARTY	PLANNED BUDGET		
		2014 EFY BUDGET			Funding Source	Budget Description	Amount (USD)
		Q1	Q2				
		UNDP FY 2021					
		Q3	Q4				
<b>Output 6: Project is Managed and Delivered Efficiently and Effectively;</b>							
<b>Indicators:</b> <b>Indicator 6.1:</b> Availability of a fully functional project management structure (PMB, PTC, PMU, ...) (yes/no) <b>Indicator 6.2:</b> Percentage of financial and substantive delivery of the programme; <b>Indicator 6.3:</b> Availability of a fully-fledged M & E Plan and comprehensive Risk Register that is updated on regular basis							
<b>Component 6.1: Cross-cutting (Initiatives driven by UNDP)</b>							
<b>Baseline:</b> 1 draft civic engagement policy/document (not endorsed by Ministers of Councils; <b>Indicators:- 6.1.2.1):</b> Number of civic engagement policy documents revisited and redeveloped; <b>6.1.2.2:</b> Number of citizens friendly strategy document formulated and put in place; <b>Target:</b> 1 policy document 1 citizens friendly strategy document	<b>Activity 6.1.2:</b> Provide support to revisit/ redevelop the civic engagement policy document for facilitating its endorsement and also devise/formulate a citizen friendly strategy document in support of the GoE;	26,000		UNDP	RR/OR	consultancy fee, consultation events, validation cost	26,000
<b>Baseline:</b> None; <b>Indicator:</b> Number of study conducted and document including IP specific action plans produced; <b>Target:</b> 1 study document	<sup>1</sup> <b>Activity 6.1.3:</b> Conduct study and bespoke action plans on Gender Equality and Social Inclusion (GESI) and support IPs to promote increased emphasis on gender and citizen engagement. <b>Targetted GESI assistance to x6 IPs in formulating their cost extension AWP for January - June 2022.</b>			UNDP	RR/OR	consultancy fee, consultation events, validation cost	0
<b>Sub total (per quarter)</b>		<b>0</b>	<b>26,000</b>				<b>26,000</b>
<b>Sub total (per half year)</b>		<b>26,000</b>					<b>26,000</b>
<b>Component 6.2: Programme Management, Monitoring, Evaluation, and Communication</b>							
<b>Baseline:</b> Indicator 6.2.1: Number of Monitoring Visits and Review meetings conducted; <b>Target:</b> 11 monitoring visits in 11 IPs and 1 review meeting;	Budget line 6.2.1: Programme monitoring, review and communication (monitoring visits, capacity building trainings, communications);	2,000	3,000				5,000
<b>Baseline:</b> 1 mid-term evaluation; <b>Indicator 6.2.2:</b> Number of final evaluations conducted, and evaluation report produced & disseminated; <b>Target:</b> 1 final evaluation and 1 comprehensive report;	Activity 6.2.2: Conduct Final Evaluation of GDPP Programme;	20,000	55,000				75,000
	<sup>2</sup> Activity 6.2.3: project staffs cost (governance advisor, programme officers, finance officers, etc)	85,000	150,000				235,000
<b>Sub total (per quarter)</b>		<b>107,000</b>	<b>208,000</b>				
<b>Sub total (per half year)</b>		<b>315,000</b>					<b>315,000</b>
Direct Programme Costs (GMS 8% + DPC 3%)	GMS (on non-core resources only) and programme management costs	120,000					120,000
	Direct Project Cost (DPC)	80,000					80,000
<b>Sub total (per quarter)</b>		<b>200,000</b>	<b>0</b>				
<b>Sub total (per half year)</b>		<b>200,000</b>					<b>200,000</b>
<b>Output 6 Total**</b>		<b>541,000</b>					<b>541,000</b>
<b>Total (per quarter)</b>		<b>307,000</b>	<b>234,000</b>				
<b>Total (per half year)</b>		<b>541,000</b>					<b>541,000</b>
<b>Grand Total</b>		<b>541,000</b>					<b>541,000</b>
<b>Important Notes:-</b> <sup>1</sup> GESI residual cost of about USD 14.5K from the previous AWP (January - June 2021) will be used for the IC contract which will expire in December 2021. <sup>2</sup> Project staff costs include staff based at the UNDP office (PMU) and also staff outposted/embedded in the IPs (x9pax). The one-off increased cost in the final Quarter of 2021 reflects that local contract modalities have been amended with the UNDP global standardization of all contracts. Includes all PMU costs plus cross cutting initiatives for the programme							